

Lightweight

REROOF CONCRETE TILE COLLECTIONS

**NEWPOINT**[™]
CONCRETE ROOF TILE



Westlake
Royal Roofing Solutions[™]



Asphalt Shingle
139°
attic temperature

Concrete Tile
94°
attic temperature

Why Tile?

NATURAL PROTECTION

Attic temperatures measured using identical heat sources simulating the sun's radiation comparing Newpoint™ Cool Roof System to a common asphalt shingle installation. The result is less heat in the attic and lower energy bills.

Material matters



BEAUTY MATTERS

Newpoint™ concrete tiles have texture and substance, creating a true multidimensional look for your roof. Their natural colorways harmonize easily with other exterior building elements.

SUSTAINABILITY MATTERS

Newpoint™ lightweight concrete roof tile is locally made and sourced in California since 1969.

VALUE MATTERS

Newpoint™ stands behind the quality of our roof tile with a Class A fire rating and Limited Lifetime Warranty.

DURABILITY MATTERS

Newpoint™ engineered lightweight concrete tile is specifically designed for reroof and retrofit, enhancing the curb appeal of your home.



3 STYLES

Lightweight tiles and inspirational color usages for three dominant architectural styles.



TRADITIONAL

American adaptations of regional home styles from other time periods or areas of the world. Often mixed references.



MEDITERRANEAN
TUSCAN
SPANISH MISSION
CRAFTSMAN / BUNGALOW
COLONIAL



TRANSITIONAL

Prefers the clean lines of contemporary architecture, but draws heavily on details and styles from traditional architecture.



RANCH / SPLIT LEVEL
PRAIRIE STYLE
MIXED LOOKS



CONTEMPORARY

Characterized by a preference for clean lines, open concepts, decoration, ample light sources, large windows, and lack of round forms.









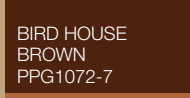

MODERN
MID-CENTURY MODERN



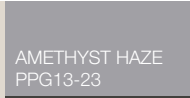

TRADITIONAL



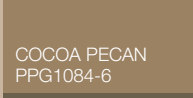
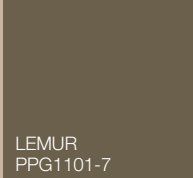
MEDITERRANEAN
TUSCAN
SPANISH MISSION
CRAFTSMAN / BUNGALOW
COLONIAL




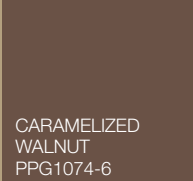




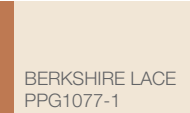

ROOF	BODY	ACCENTS
 AUTUMNWOOD	 LEGENDARY PPG1019-3	 SARSAPARILLA PPG1018-7  COLONIAL WHITE PPG1097-1





ROOF	BODY	ACCENTS
 TERRA COTTA FLASHED	 COOL CLAY PPG1071-5	 BIRD HOUSE BROWN PPG1072-7  BROWN CLAY PPG1199-6


ROOF	BODY	ACCENTS
 CHARCOAL	 FALL CHILL PPG1003-1	 AMETHYST HAZE PPG13-23  BLACK MAGIC PPG1001-7





ROOF	BODY	ACCENTS
 BUCKSKIN	 TRANSCEND PPG1079-4	 COCOA PECAN PPG1084-6  LEMUR PPG1101-7

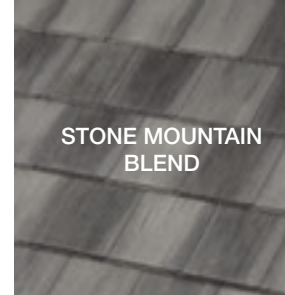

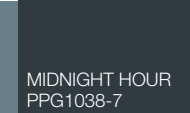

ROOF	BODY	ACCENTS
 RUSTIC BROWN BLEND	 ANTELOPE PPG15-09	 PEARLS & LACE PPG1074-1  CAMELIZED WALNUT PPG1074-6

ROOF	BODY	ACCENTS
 HEARTWOOD	 BROWN CLAY PPG1199-6	 BERKSHIRE LACE PPG1077-1  DARK GRANITE PPG1005-7

ROOF	BODY	ACCENTS
 WOLF GREY	 OYSTER WHITE PPG10-05	 SARSAPARILLA PPG1018-7  CORONATION PPG1248-1



ROOF	BODY	ACCENTS
 IRONWOOD	 WILLOW SPRINGS PPG1007-7	 SPHAGNUM MOSS PPG1111-7  MOSASSES PPG1079-7

ROOF	BODY	ACCENTS
 STONE MOUNTAIN BLEND	 ARTIFACT PPG10-16	 MIDNIGHT HOUR PPG1038-7  PEGASUS PPG1010-1



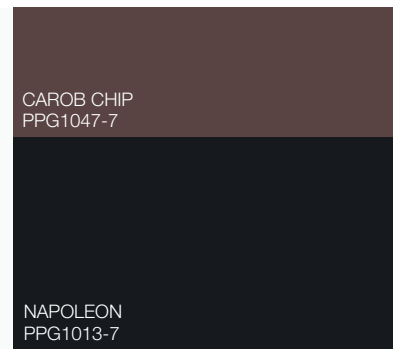

TRANSITIONAL

RANCH / SPLIT LEVEL
PRAIRIE STYLE
MIXED LOOKS

ROOF

BODY

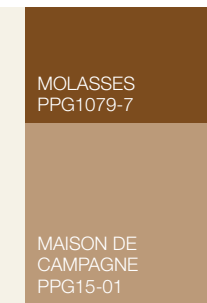


ACCENTS



ROOF

BODY



ACCENTS



ROOF

BODY

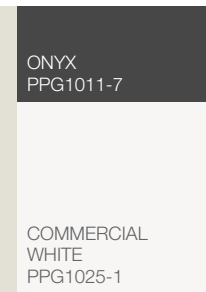

ACCENTS



ROOF

BODY


ACCENTS



ROOF

BODY

ACCENTS



ROOF

BODY

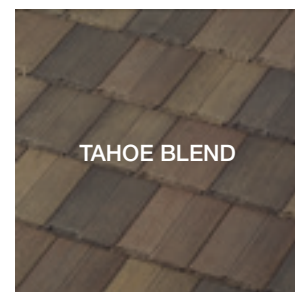


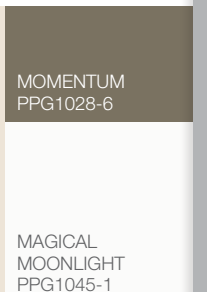


ACCENTS



ROOF

BODY

ACCENTS



CONTEMPORARY



MODERN
MID-CENTURY MODERN



ROOF

BODY

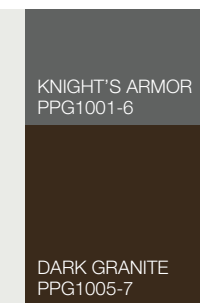


ACCENTS



ROOF

BODY


ACCENTS



ROOF

BODY

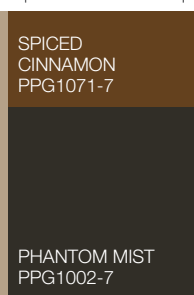

ACCENTS



ROOF

BODY







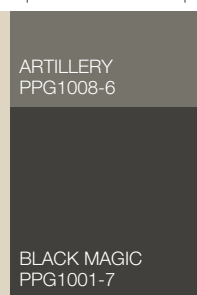

ACCENTS



ROOF

BODY

ACCENTS





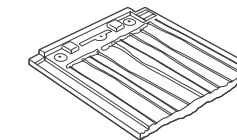
Saxony 700 Slate | Tahoe Blend

LOW PROFILE LIGHTWEIGHT COLLECTIONS



DESIGNER PRODUCT

Cedarlite® 600

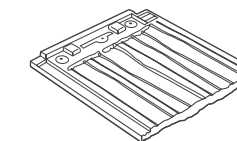


Modeled after traditional heavy hand-split cedar shakes. Delivers a true rustic, realistic wood appearance.

P. 17

DESIGNER PRODUCT

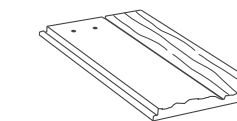
Madera 700



The most affordable, authentic replication of a hand-split cedar shake roof available.

P. 19

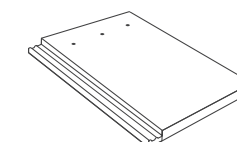
Duralite® Saxony® Split Shake 600/700



This classic variation of both shake and slate tile adds a distinctive architectural style. Best suited for Cottage, French Country and Traditional American Homes.

P. 21

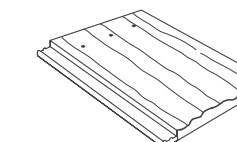
Duralite® Saxony® Slate 600/700



Delivers the aspirational aesthetics of traditional slate roofs found in Tudor and French Colonial architecture.

P. 25

Duralite® Saxony® Shake 600/700



Perfectly captures the rustic warmth and beauty of country living by recreating the look of hand-hewn shakes. Ideal for French Country, Victorian Craftsman or Cottage architectural styling.

P. 29



Madera 700 | Heartwood



Saxony 600 Split Shake | Stone Mountain Blend



Saxony 700 Shake | Charcoal

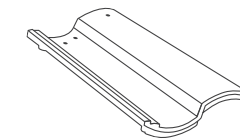


España 600 | Casa Grande Blend

HIGH PROFILE LIGHTWEIGHT COLLECTIONS



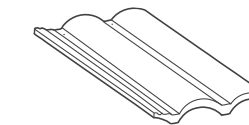
Duralite® España® 600



Reflects the classic style and distinctiveness of Spanish architecture, popular in the early California missions that stretched from San Diego de Alcalá to San Francisco Solamo.

P. 33

Duralite® Villa 600



Embodies the architectural style of Italy and Southern France by recreating the beautiful, small barrel Mediterranean aesthetics.

P. 35



Villa 600 | Granite Grey



España 600 | Casa Grande Blend



España 600 | California Mission Blend



Cedarlite 600
THE ULTIMATE SHAKE REPLACEMENT.™

DESIGNER PRODUCT



Cedarlite Silverwood

Winterwood Blend

2CLCL5120



CRRC Rated Product - 0942-0183
Ref: .21 / Emit: .91 / SRI: 21 / Aged SRI: 21

Ironwood

2CLCL5773



CRRC Rated Product - 0942-0080
Ref: .11 / Emit: .93 / SRI: 9 / Aged SRI: 10

Autumnwood

2CLCL3002



CRRC Rated Product - 0942-0070
Ref: .13 / Emit: .87 / SRI: 8 / Aged SRI: 9

Tahoe Blend


2CLCL3230



CRRC Rated Product - 0942-0169
Ref: .17 / Emit: .91 / SRI: 16 / Aged SRI: 17

Heartwood


2CLCL3783



CRRC Rated Product - 0942-0060
Ref: .12 / Emit: .91 / SRI: 9 / Aged SRI: 9

Silverwood

2CLCL5780



CRRC Rated Product - 0942-0059
Ref: .12 / Emit: .95 / SRI: 11 / Aged SRI: 12



Madera 700

DESIGNER PRODUCT



Madera | Heartwood

Heartwood
3MDCL3783



CRRC Rated Product - 0942-0060
Ref: .12 / Emit: .91 / SRI: 9 / Aged SRI: 9

Winterwood Blend
3MDCL5120



CRRC Rated Product - 0942-0183
Ref: .21 / Emit: .91 / SRI: 21 / Aged SRI: 21

Autumnwood
3MDCL3002



CRRC Rated Product - 0942-0070
Ref: .13 / Emit: .87 / SRI: 8 / Aged SRI: 9

Mountainwood
3MDCL5001




CRRC Rated Product - 0942-0110
Ref: .08 / Emit: .93 / SRI: 5 / Aged SRI: 7

Tahoe Blend
3MDCL3230




CRRC Rated Product - 0942-0169
Ref: .17 / Emit: .91 / SRI: 16 / Aged SRI: 17

Vintagewood
3MDCL5011



CRRC Rated Product - 0942-0089
Ref: .12 / Emit: .94 / SRI: 11 / Aged SRI: 14



Duralite
REAL TILE. REAL LIGHT.™

Saxony® Split Shake 600/700



Split Shake | Buckskin

Buckskin

600: 2FDCV0141(LR)* / 700: 3FDCV0141



CRRC Rated Product - 0942-0009
Ref: .22 / Emit: .90 / SRI: 22 / Aged SRI: 24

Stone Mountain Blend

600: 2FDCV5354(LR)* / 700: 3FDCV5354



CRRC Rated Product - 0942-0047
Ref: .17 / Emit: .90 / SRI: 15 / Aged SRI: 23

Smokey

600: 2FDCV3958(LR)* / 700: 3FDCV3958



CRRC Rated Product - 0942-0063
Ref: .08 / Emit: .92 / SRI: 5 / Aged SRI: 11

Wolf Grey

600: 2FDCV5969(LR)* / 700: 3FDCV5969



CRRC Rated Product - 0942-0090
Ref: .11 / Emit: .91 / SRI: 8 / Aged SRI: 16

Camouflage

600: 2FDCV3963(LR)* / 700: 3FDCV3963



CRRC Rated Product - 0942-0085
Ref: .11 / Emit: .94 / SRI: 10 / Aged SRI: 13

Tahoe Blend

600: 2FDCV3230(LR)* / 700: 3FDCV3230



CRRC Rated Product - 0942-0169
Ref: .17 / Emit: .91 / SRI: 16 / Aged SRI: 17

* Please note that part numbers with the LR suffix will ship from Rialto, CA facility.





Duralite
REAL TILE. REAL LIGHT.™

Saxony® Slate 600/700



Slate | California Mission Blend

Buckskin

600: 2FACS0141(LR)* / 700: 3FACS0141



CRRC Rated Product - 0942-0009
Ref: .22 / Emit: .90 / SRI: 22 / Aged SRI: 21

Rustic Brown Blend

600: 2FACS3184(LR)* / 700: 3FACS3184



CRRC Rated Product - 0942-0185
Ref: .18 / Emit: .92 / SRI: 17 / Aged SRI: 18

California Mission Blend

600: 2FACS6464(LR)* / 700: 3FACS6464



CRRC Rated Product - 0942-0008
Ref: .19 / Emit: .91 / SRI: 18 / Aged SRI: 24

Charcoal Brown Blend


600: 2FACS1132(LR)* / 700: 3FACS1132



CRRC Rated Product - 0942-0005
Ref: .18 / Emit: .91 / SRI: 17 / Aged SRI: 19

Tahoe Blend

600: 2FACS3230(LR)* / 700: 3FACS3230



CRRC Rated Product - 0942-0169
Ref: .17 / Emit: .91 / SRI: 16 / Aged SRI: 17

Cobblestone

600: 2FACS3957(LR)* / 700: 3FACS3957



CRRC Rated Product - 0942-0062
Ref: .11 / Emit: .90 / SRI: 8 / Aged SRI: 16

* Please note that part numbers with the LR suffix will ship from Rialto, CA facility.

Stone Mountain Blend

600: 2FACS5354(LR)* / 700: 3FACS5354



CRRC Rated Product - 0942-0047
Ref: .17 / Emit: .90 / SRI: 15 / Aged SRI: 23

Charcoal Blend

600: 2FACS1430(LR)* / 700: 3FACS1430



CRRC Rated Product - 0942-0072
Ref: .17 / Emit: .91 / SRI: 16 / Aged SRI: 17

* Please note that part numbers with the LR suffix will ship from Rialto, CA facility.



Slate | Cobblestone



Slate | Stone Mountain Blend



Duralite®
REAL TILE. REAL LIGHT.™

Saxony® Shake 600/700



Buckskin

600: 2FBCF0141(LR)* / 700: 3FBCF0141



CRRC Rated Product - 0942-0009
Ref: .22 / Emit: .90 / SRI: 22 / Aged SRI: 21

Tahoe Blend

600: 2FBCJ3230(LR)* / 700: 3FBCJ3230



CRRC Rated Product - 0942-0169
Ref: .17 / Emit: .91 / SRI: 16 / Aged SRI: 17

Walnut


600: 2FBCF34539(LR)* / 700: 3FBCF3453



CRRC Rated Product - 0942-0061
Ref: .12 / Emit: .94 / SRI: 11 / Aged SRI: 14

Rustic Brown Blend


600: 2FBCJ31849(LR)* / 700: 3FBCJ3184



CRRC Rated Product - 0942-0185
Ref: .18 / Emit: .92 / SRI: 17 / Aged SRI: 18

Smokey

600: 2FBCF3958(LR)* / 700: 3FBCF3958



CRRC Rated Product - 0942-0063
Ref: .08 / Emit: .92 / SRI: 5 / Aged SRI: 11

Charcoal Brown Blend

600: 2FBCJ1132(LR)* / 700: 3FBCJ1132




CRRC Rated Product - 0942-0005
Ref: .18 / Emit: .91 / SRI: 17 / Aged SRI: 19

* Please note that part numbers with the LR suffix will ship from Rialto, CA facility.

Charcoal Blend

600: 2FBCJ1430(LR)* / 700: 3FBCJ1430



CRRC Rated Product - 0942-0072
Ref: .17 / Emit: .91 / SRI: 16 / Aged SRI: 17

Stone Mountain Blend


600: 2FBCF5354(LR)* / 700: 3FBCF5354



CRRC Rated Product - 0942-0047
Ref: .17 / Emit: .90 / SRI: 15 / Aged SRI: 23

Charcoal

600: 2FBCF1130(LR)* / 700: 3FBCF1130



CRRC Rated Product - 0942-0064
Ref: .08 / Emit: .92 / SRI: 5 / Aged SRI: 9

* Please note that part numbers with the LR suffix will ship from Rialto, CA facility.



Shake | Stone Mountain Blend



Duralite[®]
REAL TILE. REAL LIGHT.™

España[®] 600



España | Terra Cotta Flashed

Casa Grande Blend

2ESCS6169(LR)*



CRRC Rated Product - 0942-0014
Ref: .23 / Emit: .91 / SRI: 23 / Aged SRI: 24

California Mission Blend

2ESCS6464(LR)*



CRRC Rated Product - 0942-0008
Ref: .19 / Emit: .91 / SRI: 18 / Aged SRI: 24

Terra Cotta Flashed

2ESCS6300(LR)*



CRRC Rated Product - 0942-0018
Ref: .19 / Emit: .91 / SRI: 18 / Aged SRI: 19

* Please note that part numbers with the LR suffix will ship from Rialto, CA facility.



España | California Mission Blend



Duralite
REAL TILE. REAL LIGHT.™
Villa 600



Villa | Terra Cotta Flashed

Sedona Gold Slurry Finish
2VISS6566(LR)*



CRRC Rated Product - 0942-0026
Ref: .44 / Emit: .92 / SRI: 51 / Aged SRI: 49

Casa Grande Blend
2VICS6169(LR)*



CRRC Rated Product - 0942-0014
Ref: .23 / Emit: .91 / SRI: 23 / Aged SRI: 24

Terra Cotta Gold
2VICS6440(LR)*



CRRC Rated Product - 0942-0023
Ref: .26 / Emit: .91 / SRI: 27 / Aged SRI: 28

Terra Cotta Flashed
2VICS6300(LR)*



CRRC Rated Product - 0942-0018
Ref: .19 / Emit: .91 / SRI: 18 / Aged SRI: 19

Pacific Red Blend Slurry Finish
2VIBS7161(LR)*



CRRC Rated Product - 0942-0025
Ref: .33 / Emit: .92 / SRI: 37 / Aged SRI: 35

Granite Grey
2VICS5309(LR)*



CRRC Rated Product - 0942-0086
Ref: .11 / Emit: .92 / SRI: 9 / Aged SRI: 11

* Please note that part numbers with the LR suffix will ship from Rialto, CA facility.

Have you considered what is underneath your roof tile?

Newpoint™ Cool Roof System



5 components provide energy efficiency and give substantial return on your investment.



Newpoint™ Concrete Roof Tile

Shown in Saxony® Slate 600 Cobblestone



TileSeal® Underlayment



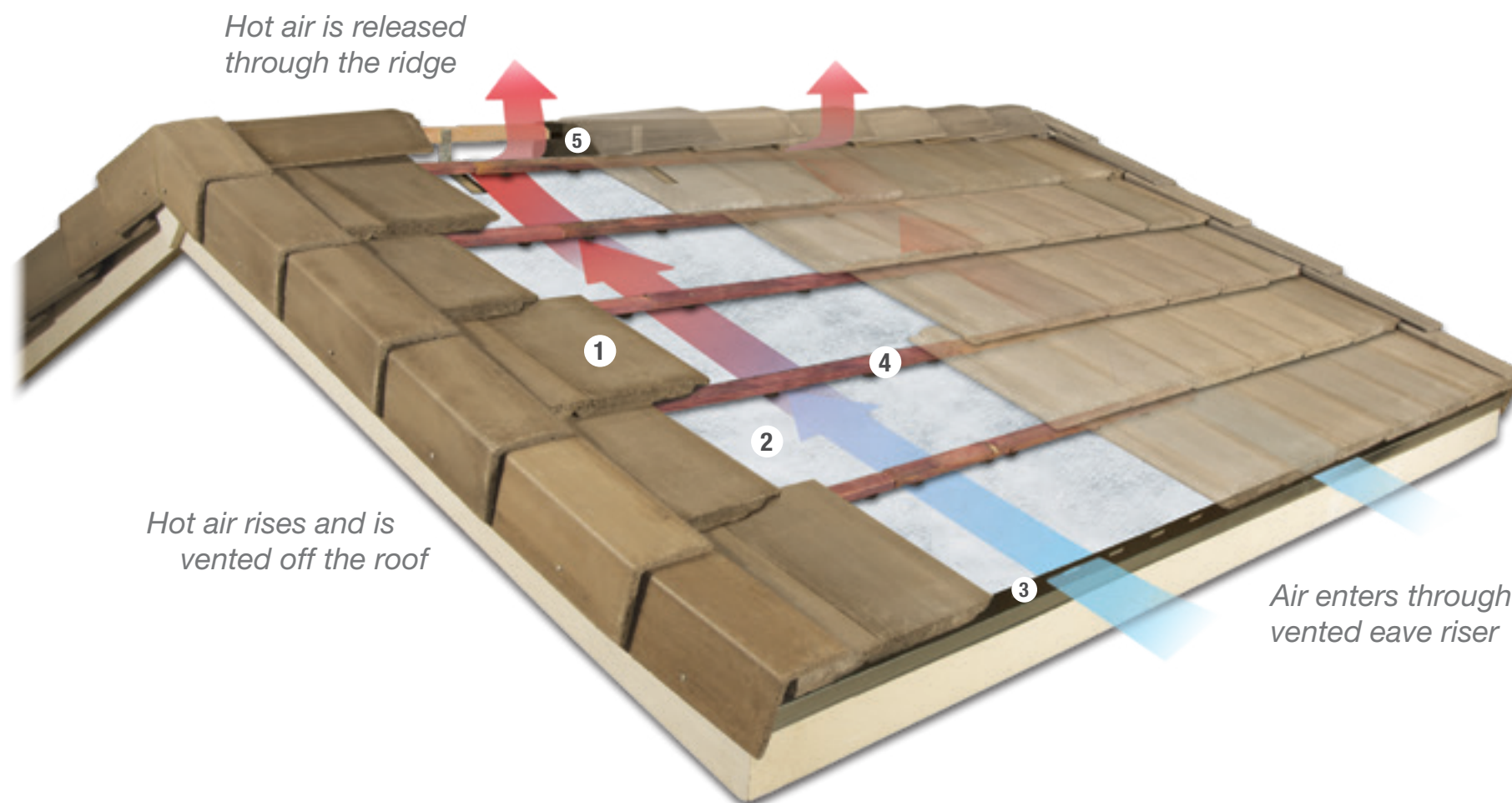
Vented Eave Riser



Elevated Batten System®



Vented Ridge



Energy Savings Every Year

22% Reduction in heating and cooling costs[†]

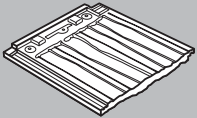
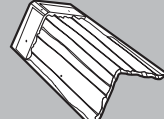
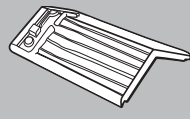
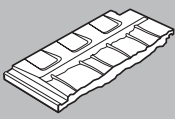
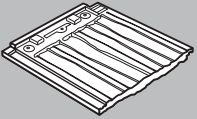
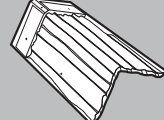
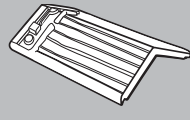
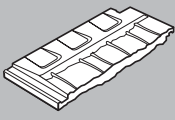
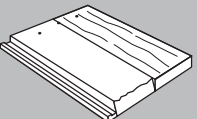
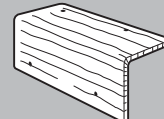
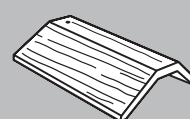
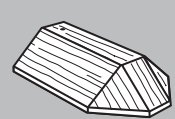
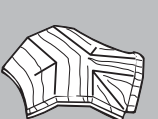
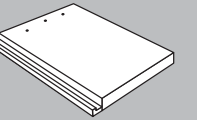
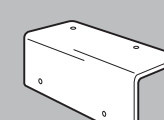
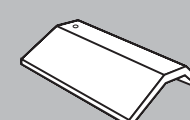
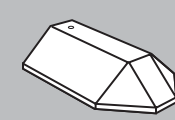
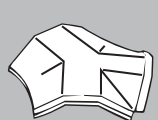
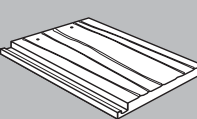
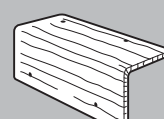
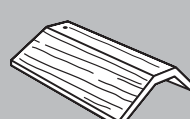
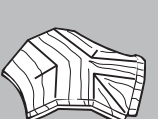
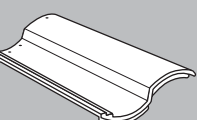
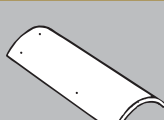


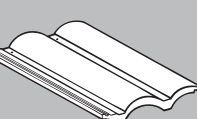

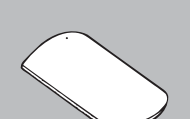



For more information, please visit our website WestlakeRoyalRoofing.com

[†]Steep-slope Assembly Testing of Clay and Concrete Tile with and without Cool Pigmented Colors, Oak Ridge National Laboratory, 2005. Results vary based on profile of tile installed, location, weather and other factors.

Specifications

Finishing Touches

CEDARLITE® 600	Size	Height	Coverage	Installed Weight / Square	Pieces / Pallet	Squares / Pallet	Weight / Pallet	90 Rake	V-Ridge	Tapered Eave Starter	
	13-1/2" x 13"	7/8"	At 3-1/2" minimum headlap, 120 field tiles will cover approx. 100 square feet of roof area.	Approx: 596 lbs.	400	3.33	Approx: 2,370 lbs.	 19CCL	 1VCCL	 1CECL	
MADERA 700	Size	Height	Coverage	Installed Weight / Square	Pieces / Pallet	Squares / Pallet	Weight / Pallet	90 Rake	V-Ridge	Tapered Eave Starter	
	13-1/2" x 13"	7/8"	At 3-1/2" minimum headlap, 120 field tiles will cover approx. 100 square feet of roof area.	Approx: 721 lbs.	400	3.33	Approx: 2,750 lbs.	 19CCL	 1VCCL	 1CECL	
DURALITE® SAXONY® SPLIT SHAKE 600/700	Size	Height	Coverage	Installed Weight / Square	Pieces / Pallet	Squares / Pallet	Weight / Pallet	90 Rake	3-Sided Ridge	3-Sided Hip Starter	Apex 3-Way
	17" x 13"	1-1/8"	At 3" minimum headlap, 85 field tiles will cover approx. 100 square feet of roof area.	Saxony 600: Approx: 570 lbs. Saxony 700: Approx: 720 lbs.	Saxony 600: 312 Saxony 700: 312	Saxony 600: 3.67 Saxony 700: 3.67	Saxony 600: Approx: 2,486 lbs. Saxony 700: Approx: 3,023 lbs.	 1R9CB(LR)*	 1R3CB(LR)*	 1FHCB(LR)*	 13ACB(LR)*
DURALITE® SAXONY® SLATE 600/700	Size	Height	Coverage	Installed Weight / Square	Pieces / Pallet	Squares / Pallet	Weight / Pallet	90 Rake	3-Sided Ridge	3-Sided Hip Starter	Apex 3-Way
	17" x 13"	1"	At 3" minimum headlap, 85 field tiles will cover approx. 100 square feet of roof area.	Saxony 600: Approx: 570 lbs. Saxony 700: Approx: 720 lbs.	Saxony 600: 312 Saxony 700: 312	Saxony 600: 3.67 Saxony 700: 3.67	Saxony 600: Approx: 2,486 lbs. Saxony 700: Approx: 3,023 lbs.	 1R9CS(LR)*	 1R3CS(LR)*	 1FHCS(LR)*	 13ACS(LR)*
DURALITE® SAXONY® SHAKE 600/700	Size	Height	Coverage	Installed Weight / Square	Pieces / Pallet	Squares / Pallet	Weight / Pallet	90 Rake	3-Sided Ridge	3-Sided Hip Starter	Apex 3-Way
	17" x 13"	1-1/8"	At 3" minimum headlap, 85 field tiles will cover approx. 100 square feet of roof area.	Saxony 600: Approx: 570 lbs. Saxony 700: Approx: 720 lbs.	Saxony 600: 312 Saxony 700: 312	Saxony 600: 3.67 Saxony 700: 3.67	Saxony 600: Approx: 2,486 lbs. Saxony 700: Approx: 3,023 lbs.	 1R9CL(LR)*	 1R3CL(LR)*	 1FHCL(LR)*	 13ACL(LR)*
DURALITE® ESPAÑA® 600	Size	Height	Coverage	Installed Weight / Square	Pieces / Pallet	Squares / Pallet	Weight / Pallet	Capri Trim	Capri Hip Starter	Capri Apex 3-Way	
	17" x 12-3/8"	3-5/8"	At 3" minimum headlap, 89 field tiles will cover approx. 100 square feet of roof area.	Approx: 590 lbs.	267	3	Approx: 2,100 lbs.	 1CTCS(LR)*	 1CHCS(LR)*	 1C3CS(LR)*	
DURALITE® VILLA 600	Size	Height	Coverage	Installed Weight / Square	Pieces / Pallet	Squares / Pallet	Weight / Pallet	Capri Trim	Capri Hip Starter	Capri Apex 3-Way	
	17" x 13"	2-1/8"	At 3" minimum headlap, 87 field tiles will cover approx. 100 square feet of roof area.	Approx: 580 lbs.	FOB Stockton: 312 FOB Rialto: 288	FOB Stockton: 3.59 FOB Rialto: 3.31	FOB Stockton: 2,495 lbs. FOB Rialto: 2,310 lbs.	 1CTCS(LR)*/1CTBS(LR)* 1CTSS(LR)*	 1CHCS(LR)*/1CHBS(LR)* 1CHSS(LR)*	 1C3CL(LR)*/1C3BS(LR)* 1C3SS(LR)*	

* Please note that part numbers with the LR suffix will ship from Rialto, CA facility.




Visualize

Picture your new roof with Newpoint™ Concrete Roof Tile Inspiration house photo gallery on our website.



Order A Sample

Deciding on the perfect roof can be overwhelming. So, instead of wondering what color or style will work, order a sample and take the guesswork out of your decision. It's just another way Newpoint™ Concrete Roof Tile makes it easy to buy with confidence.



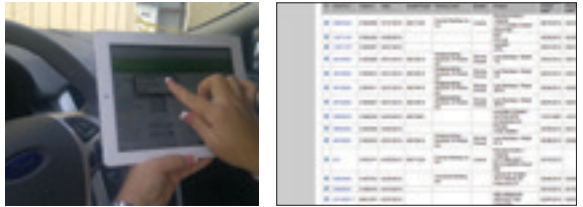
Architectural Tools

Our complete suite of architectural tools, including Arcat 3-Part Specs and CAD/BIM drawings, are available for download directly from our website.



Online Ordering

Manage your orders through My Westlake Royal, a simple online tool to track product orders in real time, all from the convenience of your computer, tablet or smartphone. Sign-up for e-mail alerts to notify you of your order status.



Limited Lifetime Warranty

As a brand you can trust, Newpoint™ Concrete Roof Tile offers one of the most comprehensive, fully transferable roofing warranties available on the market today.

Follow Us On Social Media

See what everyone loves about Newpoint™ Concrete Roof Tile and get inspired on: Facebook, Twitter, LinkedIn, YouTube, HOZZ, Pinterest and Instagram.



Code Approval: Some approvals are regional and only apply to locally produced products; please contact Newpoint™ before transporting product across state lines. Specifically, products used in the Miami Dade County region of Florida require special testing and recognition. All tiles are Class A fire rated.

Disclaimer: The printed colors shown in this brochure may vary from actual available tile colors. Before making a final selection, be sure to review actual tile samples and roof installations. Please contact your local sales office for further assistance. Inadvertent errors in this publication are subject to change without notice. No performance guarantee is offered or implied beyond that expressly indicated.

Efflorescence is a temporary surface condition which is common to all concrete products. The process is caused by the chemical nature of cement. This reaction can appear as an overall chalky white bloom (a softening of color) or in more concentrated patches. It is difficult to predict how long the effects of efflorescence will last. It depends on the type and amount of deposit as well as local weather conditions. The action of carbon dioxide and rainwater will gradually remove the deposit, in most cases, leaving the original color of the roof intact without further efflorescence occurring. It is superficial and in no way affects the quality or functional properties of the tile.

Installation: According to the Tile Roofing Institute loading guidelines, "To achieve a pleasant, random blend of color for your job, care should be taken upon loading to mix the tiles." (Source: 2015 Concrete and Clay Roof Tile Installation Manual). Please consult the Tile Roofing Institute (TRI) Installation guides for application recommendations.



NEWPOINT™

CONCRETE ROOF TILE

ABOUT WESTLAKE ROYAL ROOFING SOLUTIONS™

Westlake Royal Roofing Solutions™ is the combination of DaVinci® Roofscapes and the former Boral North America roofing product lines. The company is a recognized, national leader in durable and sustainable clay, composite, concrete, and steel roof systems and components. The company's offerings include US Tile® products, a legacy line of premium, stunning clay tile solutions manufactured to the highest standard of sustainability and craftsmanship; DaVinci® Roofscapes, beautiful and durable composite slate and shake roofing tiles; Newpoint™ Concrete Tile Roofing, the enduring line of concrete tile known for its superior strength, Class A fire rating and long-lasting beauty; Unified Steel™ Stone Coated Roofing, the ultra-lightweight roofing system which benefits from the structural strength of steel; and Westlake Royal™ Roofing Components, a full line of integrated roof components designed to deliver a higher standard of roof installation and performance.

ABOUT ABOUT WESTLAKE ROYAL BUILDING PRODUCTS™

Westlake Royal Building Products USA Inc., a Westlake company (NYSE:WLK), is a leader throughout North America in the innovation, design, and production of a broad and diverse range of exterior and interior building products, including Siding and Accessories, Trim and Mouldings, Roofing, Stone, Windows and Outdoor Living. For more than 50 years, Westlake Royal Building Products has manufactured high quality, low maintenance products to meet the specifications and needs of building professionals, homeowners, architects, engineers and distributors, while providing stunning curb appeal with an unmatched array of colors, styles, and accessories.

For more information, please visit WestlakeRoyalBuildingProducts.com. Follow us on LinkedIn, Instagram and "Like" us on Facebook.

Sales Offices

Phoenix, ARIZONA
Corona, CALIFORNIA
Lathrop, CALIFORNIA
Stockton, CALIFORNIA
Rialto, CALIFORNIA
Denver, COLORADO
Pompano Beach, FLORIDA

Lake Wales, FLORIDA
Okeechobee, FLORIDA
Atlanta, GEORGIA
Henderson, NEVADA
Fort Worth, TEXAS
Katy, TEXAS

Corporate Office

Westlake Royal Building Products
 2801 Post Oak, Suite 600
 Houston, Texas 77056

Western Office

Westlake Royal Roofing Solutions
 7575 Irvine Center Drive, Ste. #100
 Irvine, CA 92618

Customer Service

800.669.TILE (8453)

Website



WestlakeRoyalRoofing.com



Westlake
 Royal Roofing Solutions™